

THE CHITTOOR COOPERATIVE TOWN BANK LTD., CHITTOOR


Balance Sheet As at 31st March 2023


(Amount in Rs)

Particulars	Schedule No.	As at 31.03.2023	As at 31.03.2022
<u>CAPITAL LIABILITIES</u>			
Capital	1	5,71,61,630	3,77,10,856
Reserves and surplus	2	9,78,58,990	11,65,93,871
Deposits	3	14,09,23,473	13,72,04,902
Borrowings	4	-	-
Other liabilities and provisions	5	12,18,97,060	11,13,32,697
Branch Adjustment		3,65,85,859	3,94,71,553
Overdue Interest Reserve (As per contra)		71,83,404	65,11,718
Total		46,16,10,415	44,88,25,597
<u>ASSETS</u>			
Cash and Balances with Reserve Bank of India	6	41,21,892	49,12,714
Balances with other Banks and money at call and short notice	7	80,13,688	1,45,28,245
Investments	8	18,36,10,410	17,01,26,943
Advances	9	13,15,90,434	13,19,24,210
Fixed Assets	10	3,56,74,076	3,54,87,998
Other Assets	11	6,09,27,402	5,23,73,934
Branch Adjustment		3,76,72,514	3,94,71,553
Overdue Interest Reserve (As per contra)		-	-
Total		46,16,10,415	44,88,25,597
Contingent liabilities	12	-	-
Significant Accounting policies & Other Explanatory Information	20		


Schedules 1 to 12 & 20 forms an integral part of Balance sheet

This is the Balance Sheet referred to in our report

For Ramraj & Co,
Chartered Accountants
ERN No. 002839S

Dr. Ashok Kumar C
B.Com., FCA, CPA, PhD
No. 12/2005
Dr. Ashok Kumar
Partner
Chittoor
Membership No: 230405


Chairman

Place: Chittoor
Date: 29-06-2023


Chief Executive Officer


Chief Accountant

THE CHITTOOR COOPERATIVE TOWN BANK LTD., CHITTOOR

Statement of Profit and Loss for the year ended 31st March 2023

(Amount in Rs)


Particulars	Schedule No.	Year ended 31.03.2023	Year ended 31.03.2022
I. Income			
Interest earned	13	4,66,39,810	3,10,75,824
Other Income	14	12,34,045	12,93,085
Total		4,78,73,855	3,23,68,909
II. Expenditure			
Interest expended	15	1,02,46,629	78,45,887
Operating expenses	16	1,18,05,656	93,96,688
Total		2,20,52,284	1,72,42,575
III. Net Profit before Provisions, Taxes & Appropriations		2,58,21,571	1,51,26,334
Provisions & Contingencies	18	9,15,440	8,40,000
V. Net Profit for the year before Taxes and appropriations		2,49,06,131	1,42,86,334
Provision for tax	19	51,00,000	42,37,290
VI. Net Profit for the year after Taxes and before appropriations		1,98,06,131	1,00,49,044
Transfers to Reserve Fund	17	-	-
Appropriations		-	-
Balance Carried to Balance Sheet		1,98,06,131	1,00,49,044
Significant Accounting policies & Other Explanatory Information	20		

Schedules 13 to 20 forms an integral part of Statement of Profit and Loss


This is the Statement of Profit and Loss referred to in our report

For Ramraj & Co,
Chartered Accountants
FRN No: 002839S

Dr. CRASHO KUMAR C
Partner
Dr. CA Ashok Kumar
Partner
Membership No: 230405


Chairman

Place: Chittoor
Date: 29-06-2023


Chief Executive Officer


Chief Accountant